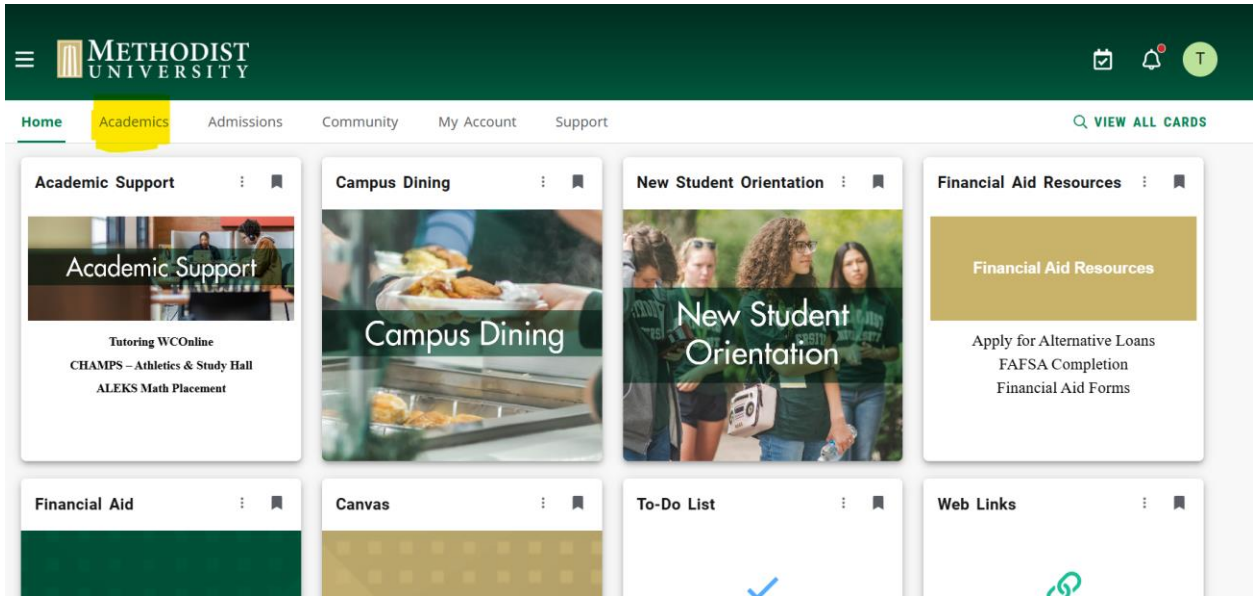
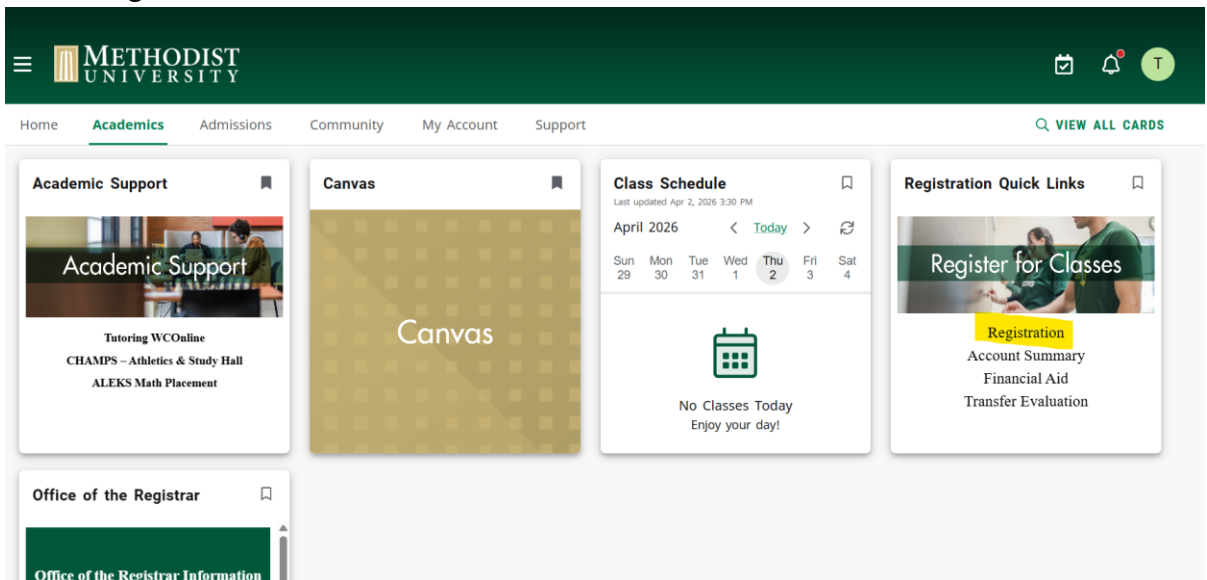


# Course Registration Instructions for Students

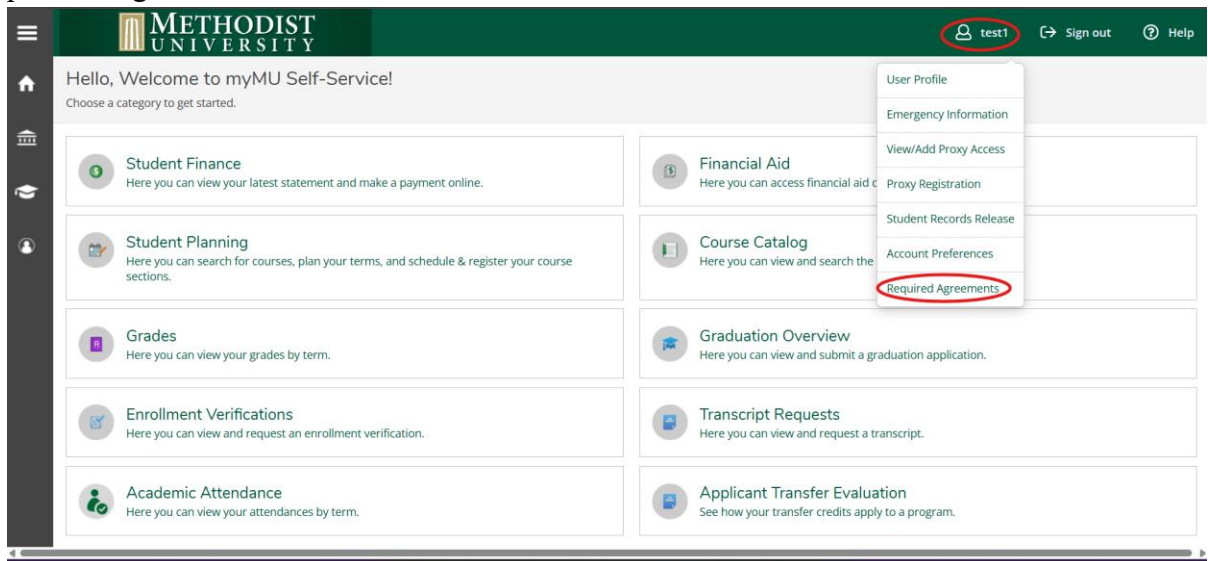
1. Go to [myMU Experience](#) and log in using your universal MU student email address and password. Click 'Academics'



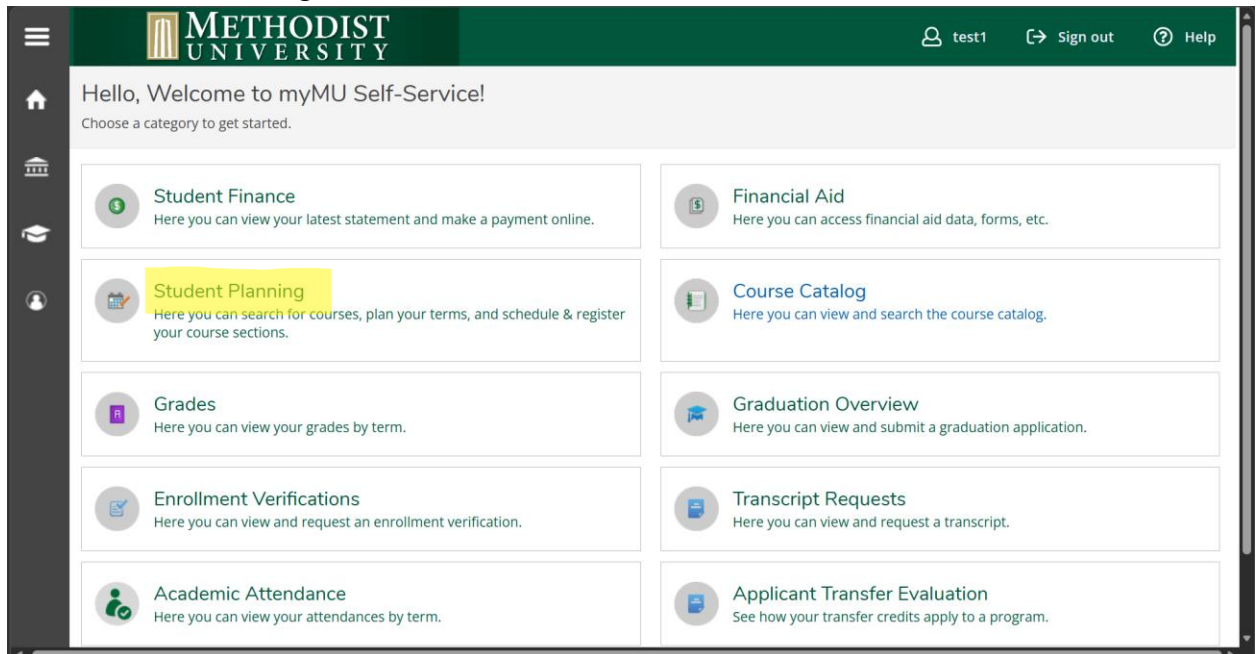
2. Click 'Registration'



3. Click your username, click 'Required Agreements,' and complete them before proceeding.



4. Click 'Student Planning'



5. Click 'Go to Plan & Schedule'

The screenshot shows the 'Steps to Getting Started' section of the Student Planning Overview. It features two numbered steps: 1. 'View Your Progress' and 2. 'Plan your Degree & Register for Classes'. The second step includes a yellow button labeled 'Go to Plan & Schedule'. Below the steps, there is a table for 'Programs', 'Cumulative GPA', and 'Progress'. The 'Programs' table shows 'Accounting, B.S.' with a '(2,000 required)' GPA. Below this is a 'Spring 2026 Schedule' grid with columns for days of the week and rows for times of day.

Programs	Cumulative GPA	Progress
Accounting, B.S.	(2,000 required)	

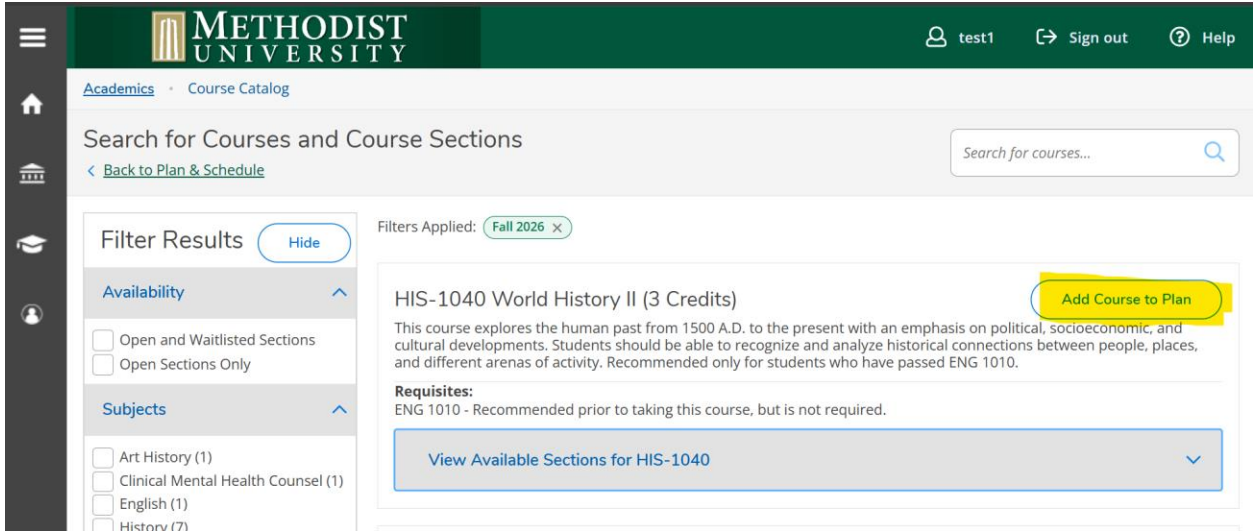
	Sun	Mon	Tue	Wed	Thu	Fri	Sat
8am							

6. Search for courses in upper right-hand corner

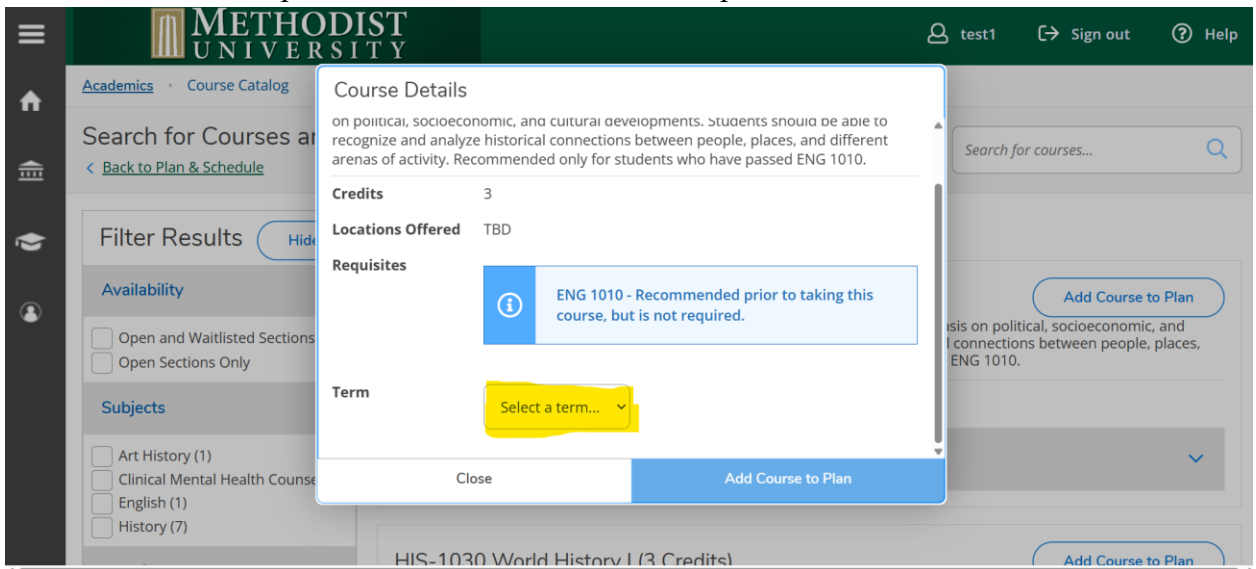
The screenshot shows the 'Plan & Schedule' interface. The search bar 'Search for courses...' is highlighted in yellow. Below the search bar, there are tabs for 'Schedule', 'Timeline', 'Advising', 'Petitions & Waivers', and 'Grading IDs'. The 'Schedule' tab is active, showing a calendar for 'Spring 2026'. There are buttons for 'Filter Sections', 'Save to iCal', and 'Print'. A summary shows 'Planned: 0 Credits', 'Enrolled: 0 Credits', and 'Waitlisted: 0 Credits'. A message box states 'No Courses Selected For This Term'. The schedule grid is empty.

	Sun	Mon	Tue	Wed	Thu	Fri	Sat
8am							
9am							
10am							
11am							
12pm							
1pm							

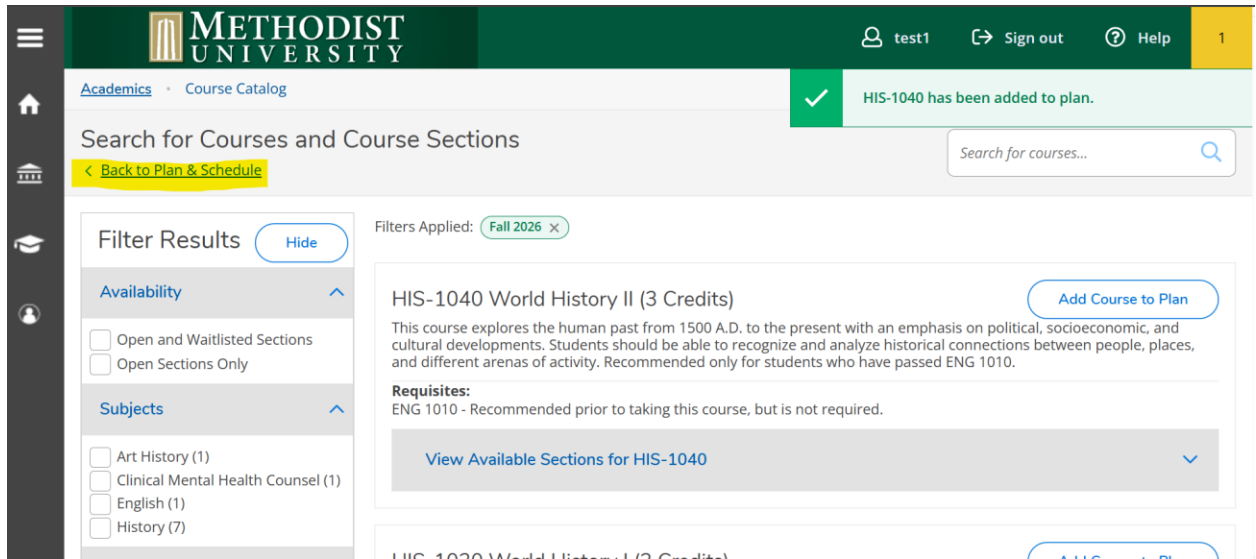
7. Click 'Add Course to Plan'



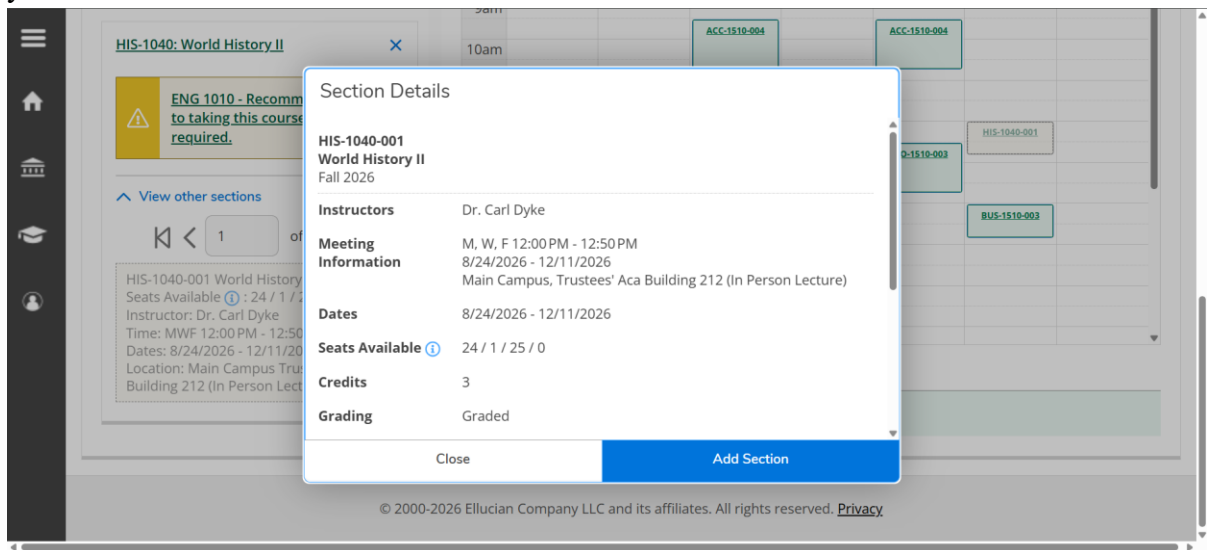
8. Select Term from drop down menu, then add Course to plan



9. Hit 'Back to Plan & Schedule'



10. Set your desired term in the upper left, scroll down, and add the class section that fits your schedule.



11. Click on the Register Now button

METHODIST UNIVERSITY

Academics · Student Planning · Plan & Schedule

Plan your Degree and Schedule your courses

Schedule | Timeline | Advising | Petitions & Waivers | Grading IDs

Fall 2026

Register Now

Planned: 6 Credits | Enrolled: 12 Credits | Waitlisted: 0 Credits

	Sun	Mon	Tue	Wed	Thu	Fri	Sat
11am							
12pm		HIS-1040-001	ECO-1510-003	HIS-1040-001	ECO-1510-003	HIS-1040-001	
1pm							

12. View your schedule in the calendar to the right. Online courses will appear beneath the calendar.

METHODIST UNIVERSITY

Academics · Student Planning · Plan & Schedule

Plan your Degree and Schedule your courses

Schedule | Timeline | Advising | Petitions & Waivers | Grading IDs

Fall 2026

Register Now

Planned: 0 Credits | Enrolled: 15 Credits | Waitlisted: 0 Credits

	Sun	Mon	Tue	Wed	Thu	Fri	Sat
8am							
9am							
10am			ACC-1510-004		ACC-1510-004		
11am							
12pm		HIS-1040-001	ECO-1510-003	HIS-1040-001	ECO-1510-003	HIS-1040-001	
1pm							
2pm		BUS-1510-003		BUS-1510-003		BUS-1510-003	
3pm							
4pm							
5pm							
6pm							

If a course is full, you may choose to add yourself to the waitlist. Remember to check your MU email account every day. You will have only 48 hours to claim your seat if one becomes available.